

Product Merchandising | SAFE WORK METHOD STATEMENT (SWMS)

TASK OR ACTIVITY: Product Merchandising

Business Name:	ABN:	SWMS#
Business Address:		
Contact Person:	Phone:	Email:

THIS SAFE WORK METHOD STATEMENT IS APPROVED BY THE PCBU OF THE PROJECT

Under the Work Health and Safety Regulation (WHS Regulation), a person conducting a business or undertaking (PCBU) is required to ensure that a safe work method statement (SWMS) is prepared before the proposed work starts.

Full Name:

Signature:	Title:	Date:
------------	--------	-------

Details of the person(s) responsible for ensuring implementation, monitoring compliance of the SWMS as well as reviews and modifications of the SWMS.

Full Name:	Title:	Phone:
------------	--------	--------

ALL PERSONNEL PARTICIPATING IN ANY ACTIVITY ON THIS SWMS MUST HAVE THE FOLLOWING COMMUNICATED **NAME OF ALL RELEVANT PERSONNEL WHO HAVE BEEN CONSULTED AND COMMUNICATED TO IN THE DEVELOPMENT AND APPROVAL OF THIS SWMS**

Safety meetings or toolbox talks will be scheduled in accordance with legislative requirements to first identify any site hazards, then to communicate those hazards and then to further take steps to either eliminate or control each hazard.

If an incident or a near miss occurs, all work must stop immediately. Depending on the severity of the incident, a meeting will be called with all workers to amend the SWMS if required. The meeting may also be an educational opportunity.

Any changes made to the SWMS after an incident or a near miss must be approved by the Person Conducting Business or Undertaking and communicated to all relevant personnel.

The SWMS must be kept and be available for inspection at least until the work is completed. Where a SWMS is revised, all versions should be kept. If a notifiable incident occurs in relation to which the SWMS relates, then the SWMS must be kept for at least two years from the occurrence of the notifiable incident.

CLIENT OR PRINCIPAL CONTRACTOR DETAILS

Client:	SCOPE OF WORKS
Project Name:	
Project Address:	
Project Manager:	
Contact Phone:	
Date SWMS supplied to Project Manager:	

ANY HIGH-RISK CONSTRUCTION WORK BEING CARRIED OUT

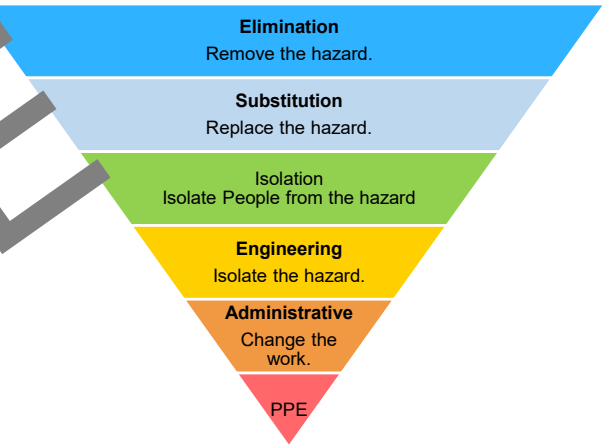
<input type="checkbox"/> involves a risk of a person falling more than 2 meters	<input type="checkbox"/> is carried out on or near pressurised gas mains or piping
<input type="checkbox"/> is carried out on a telecommunication tower	<input type="checkbox"/> is carried out on or near chemical, fuel or refrigerant lines
<input type="checkbox"/> involves demolition of an element of a structure that is load-bearing	<input type="checkbox"/> is carried out on or near energised electrical installations or services
<input type="checkbox"/> involves demolition of an element related to the physical integrity of a structure	<input type="checkbox"/> is carried out in an area that may have a contaminated or flammable atmosphere
<input type="checkbox"/> involves, or is likely to involve, disturbing asbestos	<input type="checkbox"/> involves tilt-up or precast concrete
<input type="checkbox"/> involves structural alteration or repair that requires temporary support to prevent collapse	<input type="checkbox"/> is carried out on, in or adjacent to a road, railway, shipping lane or other traffic corridor
<input type="checkbox"/> is carried out in or near a confined space	<input type="checkbox"/> is carried out in an area of a workplace where there is any movement of powered mobile plant
<input type="checkbox"/> is carried out in/near a shaft or trench deeper than 1.5m or tunnel involving use of explosives	<input type="checkbox"/> is carried out in areas with artificial extremes of temperature.
<input type="checkbox"/> is carried out in or near water or other liquid that involves a risk of drowning.	<input type="checkbox"/> involves diving work.

ANY HIGH-RISK MACHINERY OR EQUIPMENT NEARBY

--

RISK MATRIX							
LIKELIHOOD	INSIGNIFICANT	MINOR	MODERATE	MAJOR	CATASTROPHIC	SCORE	ACTION
ALMOST CERTAIN	3 HIGH	3 HIGH	4 ACUTE	4 ACUTE	4 ACUTE		
LIKELY	2 MODERATE	3 HIGH	3 HIGH	4 ACUTE	4 ACUTE	4A ACUTE	DO NOT PROCEED
POSSIBLE	1 LOW	2 MODERATE	3 HIGH	4 ACUTE	4 ACUTE	3H HIGH	Review before work starts.
UNLIKELY	1 LOW	1 LOW	2 MODERATE	3 HIGH	4 ACUTE	2M MODERATE	Ensure control measures in place.
RARE	1 LOW	1 LOW	2 MODERATE	3 HIGH	3 HIGH	1L LOW	Monitor and keep records

Notes on Hierarchy of Controls: Elimination methods are the most effective and preferred when controlling a hazard. Substitution is the second most effective method of controlling a hazard. Engineering by isolation is the third most effective, while Administrative Controls by changing the work is the fourth most effective method. PPE (Personal Protective Equipment) is the least effective method.



Elimination
Remove the hazard.













Substitution
Replace the hazard.

Isolation
Isolate People from the hazard

Engineering
Isolate the hazard.

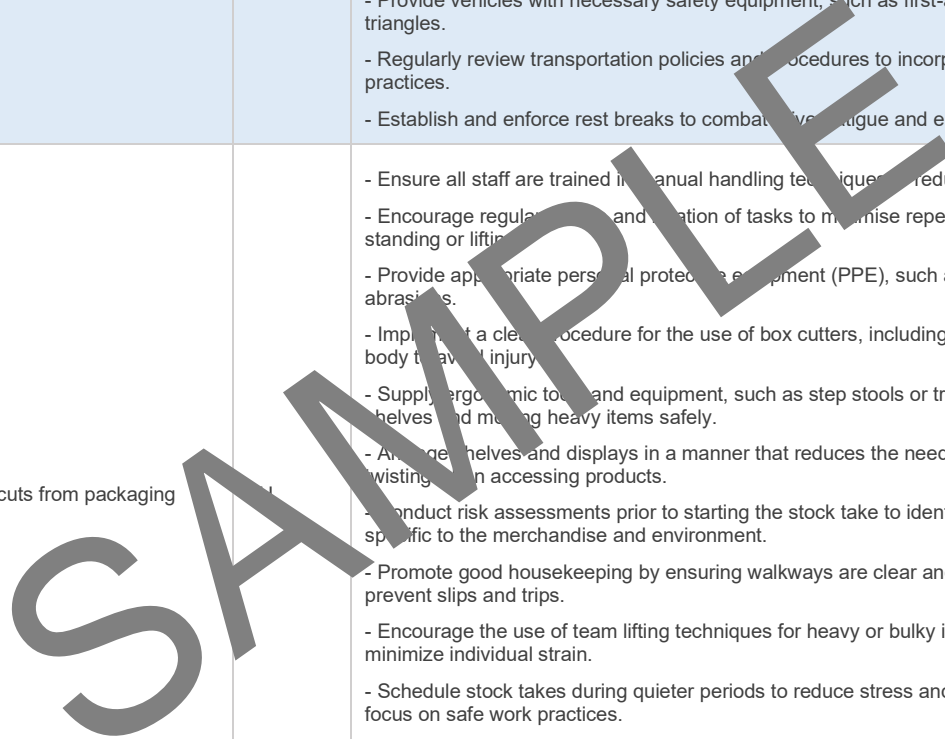
Administrative
Change the work.

PPE

PERSONAL PROTECTIVE EQUIPMENT (PPE)											
Select the appropriate PPE above suitable for the equipment used or the job task being performed (if applicable).											
FOOT PROTECTION	HAND PROTECTION	HEAD PROTECTION	HEARING PROTECTION	EYE PROTECTION	RESPIRATORY PROTECTION	FACE PROTECTION	HIGH-VIS CLOTHING	PROTECTIVE CLOTHING	FALL PROTECTION	SUN PROTECTION	HAIR/JEWELLERY SECURED
											
<input type="checkbox"/>	<input type="checkbox"/>	<input type="checkbox"/>	<input type="checkbox"/>	<input type="checkbox"/>	<input type="checkbox"/>	<input type="checkbox"/>	<input type="checkbox"/>	<input type="checkbox"/>	<input type="checkbox"/>	<input type="checkbox"/>	<input type="checkbox"/>
Other PPE Required:											
Permit or Licenses Requirements						Mandatory Qualifications and Training					

JOB STEP	POTENTIAL HAZARDS	IR	CONTROL MEASURES	RR
SPECIFIC WORK STEPS	HAZARDS THAT MAY ARISE	INITIAL RISK	SPECIFIC MEASURES TO BE PUT IN PLACE TO ELIMINATE OR CONTROL THE RISKS	RESIDUAL RISK
1. Preparation	Manual handling injuries, tripping over objects, exposure to dust and fumes	3H	<ul style="list-style-type: none"> - Conduct a manual handling training session for workers to ensure proper lifting techniques and awareness of body mechanics. - Implement a clean-as-you-go policy to maintain a tidy work environment, reducing the risk of trips over misplaced objects. - Provide personal protective equipment, such as dust masks, to minimise exposure to dust and fumes. - Use mechanical trolleys for transporting heavy items to reduce the strain and risk of manual handling injuries. - Ensure all merchandise runways are clear and free of obstacles to prevent tripping hazards. - Set up adequate ventilation systems to disperse dust and fumes, particularly when unpacking or stocking products. - Schedule regular workplace inspections to identify and address potential trip hazards and areas prone to dust build-up. - Assign tasks based on individual capabilities and limitations to minimise the risk of injury from manual handling. - Clearly label and store hazardous materials per safety standards to avoid accidental exposure during preparation activities. - Encourage frequent rest breaks to reduce fatigue that could contribute to manual handling errors and reduced alertness. 	2M
2. Transporting products	Vehicle accidents, inaccurate item counts, incorrect storage	4A	<ul style="list-style-type: none"> - Conduct regular vehicle maintenance checks to ensure the transport vehicle is in safe working condition. - Ensure all drivers hold a current and appropriate driver's licence and have completed defensive driving training. - Plan routes in advance to avoid high-traffic areas and construction zones, minimising the risk of accidents and delays. - Implement an accurate inventory management system to verify item counts before loading and after unloading products. - Use secure packaging and appropriate restraints to prevent product movement during transport, reducing the risk of damage or loss. - Train staff in manual handling techniques to reduce the risk of injuries while loading and unloading products. - Clearly label all packages with destination details and contents for clear identification and proper storage upon arrival. - Ensure communication devices are available for drivers to report any incidents or delays while on the road. 	3H

JOB STEP	POTENTIAL HAZARDS	IR	CONTROL MEASURES	RR
SPECIFIC WORK STEPS	HAZARDS THAT MAY ARISE	INITIAL RISK	SPECIFIC MEASURES TO BE PUT IN PLACE TO ELIMINATE OR CONTROL THE RISKS	RESIDUAL RISK
			<ul style="list-style-type: none"> - Conduct risk assessments prior to transportation and address any identified hazards immediately. - Provide vehicles with necessary safety equipment, such as first-aid kits, fire extinguishers, and reflective triangles. - Regularly review transportation policies and procedures to incorporate improvements and industry best practices. - Establish and enforce rest breaks to combat driver fatigue and ensure alertness behind the wheel. 	
3. Stock taking	Physical strain, cuts from packaging	3H	<ul style="list-style-type: none"> - Ensure all staff are trained in manual handling techniques to reduce physical strain during stock taking. - Encourage regular rotation and variation of tasks to minimise repetitive strain injuries from prolonged standing or lifting. - Provide appropriate personal protective equipment (PPE), such as gloves, to protect hands from cuts or abrasions. - Implement a clear procedure for the use of box cutters, including safe cutting techniques away from the body to avoid injury. - Supply ergonomic tools and equipment, such as step stools or trolleys, to assist with reaching high shelves and moving heavy items safely. - Arrange shelves and displays in a manner that reduces the need for excessive bending, reaching, or twisting when accessing products. - Conduct risk assessments prior to starting the stock take to identify and address potential hazards specific to the merchandise and environment. - Promote good housekeeping by ensuring walkways are clear and spills are promptly cleaned up to prevent slips and trips. - Encourage the use of team lifting techniques for heavy or bulky items to distribute weight evenly and minimize individual strain. - Schedule stock takes during quieter periods to reduce stress and pressure on staff, allowing them to focus on safe work practices. - Establish clear communication protocols, including the use of signals or radios, to facilitate coordination among team members during large-scale stock taking operations. - Maintain well-organised stockrooms to ensure easy access and visibility of products, reducing time spent searching for items and potential exposure to hazards. 	2M
4. Display set-up	Manual handling injuries, falling objects	3H	<p>[REDACTED]</p> <p>[REDACTED]</p> <p>[REDACTED]</p>	2M



JOB STEP	POTENTIAL HAZARDS	IR	CONTROL MEASURES	RR
SPECIFIC WORK STEPS	HAZARDS THAT MAY ARISE	INITIAL RISK	SPECIFIC MEASURES TO BE PUT IN PLACE TO ELIMINATE OR CONTROL THE RISKS	RESIDUAL RISK
			[REDACTED]	
			[REDACTED]	
			[REDACTED]	
			[REDACTED]	
			[REDACTED]	
			[REDACTED]	
			[REDACTED]	
			[REDACTED]	
			[REDACTED]	
			[REDACTED]	
5. Visual Merchandise Layout	Slips, trips, and falls, overhead work	3H	[REDACTED] [REDACTED] [REDACTED] [REDACTED] [REDACTED] [REDACTED] [REDACTED] [REDACTED] [REDACTED] [REDACTED] [REDACTED] [REDACTED] [REDACTED] [REDACTED] [REDACTED]	2M

SAMPLE

JOB STEP	POTENTIAL HAZARDS	IR	CONTROL MEASURES	RR
SPECIFIC WORK STEPS	HAZARDS THAT MAY ARISE	INITIAL RISK	SPECIFIC MEASURES TO BE PUT IN PLACE TO ELIMINATE OR CONTROL THE RISKS	RESIDUAL RISK
6. Product arrangements	Repeated motion injuries, manual handling injuries	3H	[REDACTED]	2M
7. Pricetag Adjustment	Eye strain, paper cuts	2M	[REDACTED]	1L

SAMPLE

JOB STEP	POTENTIAL HAZARDS	IR	CONTROL MEASURES	RR
SPECIFIC WORK STEPS	HAZARDS THAT MAY ARISE	INITIAL RISK	SPECIFIC MEASURES TO BE PUT IN PLACE TO ELIMINATE OR CONTROL THE RISKS	RESIDUAL RISK
			[REDACTED]	
8. Inventory Control	Heavy lifting, improperly stacked goods	3H	[REDACTED]	2M
9. Customer Interaction	Infectious disease, aggressive customers	2M	[REDACTED]	1L

SAMPLE

JOB STEP	POTENTIAL HAZARDS	IR	CONTROL MEASURES	RR
SPECIFIC WORK STEPS	HAZARDS THAT MAY ARISE	INITIAL RISK	SPECIFIC MEASURES TO BE PUT IN PLACE TO ELIMINATE OR CONTROL THE RISKS	RESIDUAL RISK
			[REDACTED]	
10. Cash Handling	Ergonomic issues, potential robbery	2M	[REDACTED]	1L

SAMPLE

JOB STEP	POTENTIAL HAZARDS	IR	CONTROL MEASURES	RR
SPECIFIC WORK STEPS	HAZARDS THAT MAY ARISE	INITIAL RISK	SPECIFIC MEASURES TO BE PUT IN PLACE TO ELIMINATE OR CONTROL THE RISKS	RESIDUAL RISK
			[REDACTED]	
11. Closing procedures	Slipping on floor, accidents due to fatigue	3M	[REDACTED]	2M
12. Waste disposal	Infections from waste, back injury from heavy waste bins	3H	[REDACTED]	2M

SAMPLE

JOB STEP	POTENTIAL HAZARDS	IR	CONTROL MEASURES	RR
SPECIFIC WORK STEPS	HAZARDS THAT MAY ARISE	INITIAL RISK	SPECIFIC MEASURES TO BE PUT IN PLACE TO ELIMINATE OR CONTROL THE RISKS	RESIDUAL RISK
			[REDACTED]	
13. Emergency response	Panic during emergency, improper use of emergency equipment	3H	[REDACTED]	2M

SAMPLE

JOB STEP	POTENTIAL HAZARDS	IR	CONTROL MEASURES	RR
SPECIFIC WORK STEPS	HAZARDS THAT MAY ARISE	INITIAL RISK	SPECIFIC MEASURES TO BE PUT IN PLACE TO ELIMINATE OR CONTROL THE RISKS	RESIDUAL RISK
			[REDACTED]	
14. Clean up	Exposure to cleaning chemicals, slips on wet surface	3H	[REDACTED]	2M
15. End of shift review	Fatigue, emotional distress from difficult interactions	2M	[REDACTED]	1L

SAMPLE

JOB STEP	POTENTIAL HAZARDS	IR	CONTROL MEASURES	RR
SPECIFIC WORK STEPS	HAZARDS THAT MAY ARISE	INITIAL RISK	SPECIFIC MEASURES TO BE PUT IN PLACE TO ELIMINATE OR CONTROL THE RISKS	RESIDUAL RISK
			[REDACTED]	
16. Transportation of stock	Vehicle accidents, Heavy lifting	4A	[REDACTED]	3H

SAMPLE

JOB STEP	POTENTIAL HAZARDS	IR	CONTROL MEASURES	RR
SPECIFIC WORK STEPS	HAZARDS THAT MAY ARISE	INITIAL RISK	SPECIFIC MEASURES TO BE PUT IN PLACE TO ELIMINATE OR CONTROL THE RISKS	RESIDUAL RISK
			[REDACTED]	
17. Unloading of goods	Manual handling injuries, Improper stacking	3H	[REDACTED]	2M
18. Placement on shelves	Repeated motion injury, falling objects	3H	[REDACTED]	2M

SAMPLE

JOB STEP	POTENTIAL HAZARDS	IR	CONTROL MEASURES	RR
SPECIFIC WORK STEPS	HAZARDS THAT MAY ARISE	INITIAL RISK	SPECIFIC MEASURES TO BE PUT IN PLACE TO ELIMINATE OR CONTROL THE RISKS	RESIDUAL RISK
			[REDACTED]	
19. Product write-offs	Sharp objects, manual handling injuries	3H	[REDACTED]	2M
20. Faulty product management	Electrocution, chemical exposure	4A	[REDACTED]	3H

SAMPLE

JOB STEP	POTENTIAL HAZARDS	IR	CONTROL MEASURES	RR
SPECIFIC WORK STEPS	HAZARDS THAT MAY ARISE	INITIAL RISK	SPECIFIC MEASURES TO BE PUT IN PLACE TO ELIMINATE OR CONTROL THE RISKS	RESIDUAL RISK
			[REDACTED]	
			[REDACTED]	
			[REDACTED]	
			[REDACTED]	
			[REDACTED]	
			[REDACTED]	
			[REDACTED]	
			[REDACTED]	
			[REDACTED]	
			[REDACTED]	
			[REDACTED]	

SAMPLE

EMERGENCY RESPONSE – CALL 000 FOR EMERGENCIES

Ensure to have an Emergency Management Plan in place as well as adequate numbers of trained first aid staff with easy access to fully stocked first aid kits, rescue equipment, material safety data sheets, adequate access to emergency communication equipment and fire-fighting equipment suitable for all classes of fire and ignition sources.

LEGISLATIVE REFERENCES

RELEVANT LEGISLATION AND CODES OF PRACTICE. DELETE THE LEGISLATIVE REFERENCES FOR ANY STATE THAT ARE NOT APPLICABLE

Queensland & Australian Capital Territory

Work Health and Safety Act 2011
 Work Health and Safety Regulations 2011
 Legislation QLD: <https://www.worksafe.qld.gov.au/laws-and-compliance/work-health-and-safety-laws>
 Codes of Practice QLD: <https://www.worksafe.qld.gov.au/laws-and-compliance/codes-of-practice>
 Legislation ACT: <https://www.worksafe.act.gov.au/laws-and-compliance/acts-and-regulations>
 Codes of Practice ACT: <https://www.worksafe.act.gov.au/laws-and-compliance/codes-of-practice>

Victoria

Occupational Health and Safety Act 2004
 Occupational Health and Safety Regulations 2017
 Legislation VIC: <https://www.worksafe.vic.gov.au/occupational-health-and-safety-act-and-regulations>
 Codes of Practice VIC: <https://www.worksafe.vic.gov.au/compliance-codes-and-codes-practice>

New South Wales

Work Health and Safety Act 2011
 Work Health and Safety Regulations 2017
 Legislation NSW: <https://www.safework.nsw.gov.au/legal-obligations/legislation>
 Codes of Practice NSW: <https://www.safework.nsw.gov.au/resource-library/list-of-codes-of-practice>

Western Australia

Work Health and Safety Act 2020
 Work Health and Safety Regulations 2022
 Legislation Western Australia: <https://www.commerce.wa.gov.au/worksafe/legislation>
 Codes of Practice WA: <https://www.commerce.wa.gov.au/worksafe/codes-practice>

Northern Territory

Work Health and Safety (National Uniform Legislation) Act 2011
 Work Health and Safety (National Uniform Legislation) Regulations 2011
 Legislation NT: <https://worksafe.nt.gov.au/laws-and-compliance/work-places-and-laws>
 Codes of Practice NT: <https://worksafe.nt.gov.au/laws-and-compliance/codes-of-practice>

Safe Work Australia Links

Law and Regulation (All States): <https://www.safeworkaustralia.gov.au/law-and-regulation>
 Model Codes of Practice: <https://www.safeworkaustralia.gov.au/resources-publications/model-codes-of-practice>

South Australia

Work Health and Safety Act 2012 (SA)
 Work Health and Safety Regulations 2012 (SA)
 Legislation for SA: <https://www.safework.sa.gov.au/resources/legislation>
 Codes of Practice for SA: <https://www.safework.sa.gov.au/work-places/codes-of-practice#COPs>

Model Codes of Practice

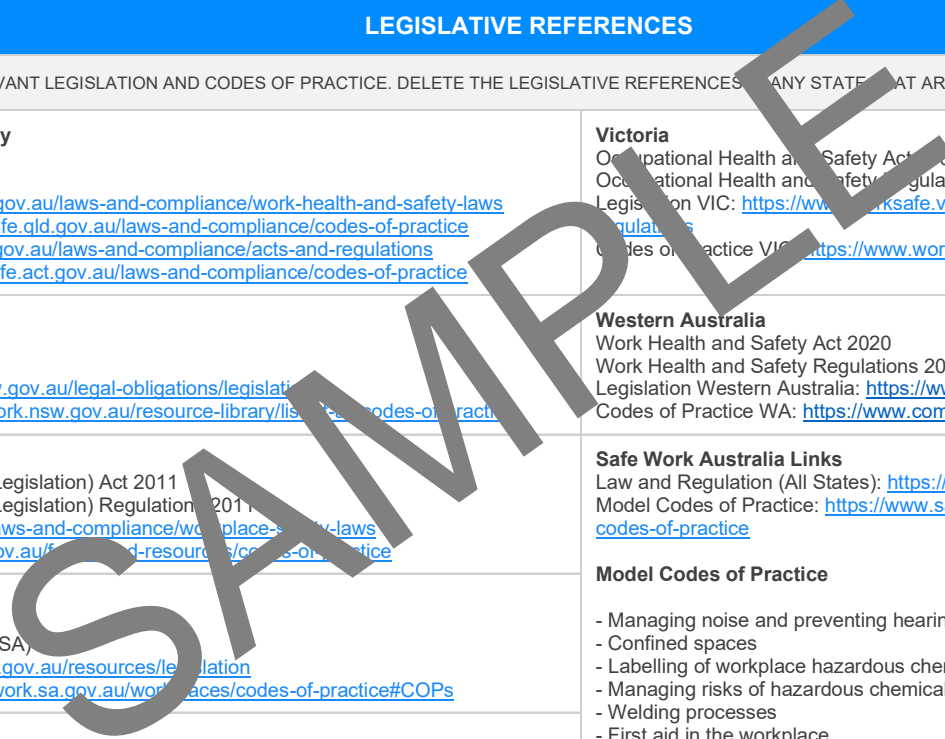
- Managing noise and preventing hearing loss at work
- Confined spaces
- Labelling of workplace hazardous chemicals
- Managing risks of hazardous chemicals in the workplace
- Welding processes
- First aid in the workplace
- Managing the risk of falls at workplaces
- Hazardous manual tasks
- Managing the risk of falls in housing construction
- Managing electrical risks in the workplace
- Demolition work
- Excavation work
- Work health and safety consultation, cooperation and coordination
- Managing the work environment and facilities
- How to manage work health and safety risks
- Managing risks of plant in the workplace
- Construction work

Tasmania

Work Health and Safety Act 2012
 Work Health and Safety (Transitional and Consequential Provisions) Act 2012
 Work Health and Safety Regulations 2012
 Work Health and Safety (Transitional) Regulations 2012
 Legislation for TAS: <https://worksafe.tas.gov.au/topics/laws-and-compliance/acts-and-regulations>
 Codes of Practice for TAS: <https://worksafe.tas.gov.au/topics/laws-and-compliance/codes-of-practice>

Details of permits, licenses or access required by regulatory bodies (add or delete as required):

- Permits from local council
- Authorisation to commence work
- Any required documents.



SIGNATORIES OF THE SAFE WORK METHOD STATEMENT

The signed and dated personnel listed below have cooperated in the consultation and development of this Safe Work Method Statement which has been approved by the Person/s Conducting a Business or Undertaking (PCBU). In signing this Safe Work Method Statement each individual acknowledges and confirms that they have read this SWMS in full, having raised any questions for items on this Safe Work Method Statement that require clarification, and confirms that they are competent, skilled and knowledgeable for the task assigned to them. Every person acknowledges that they have received the relevant training and qualifications where required, before carrying out any work contained in this Safe Work Method Statement. By signing this Safe Work Method Statement each individual agrees to work safely, to follow any safe work instructions which are provided, and agrees to use all Personal Protective Equipment where appropriate.

Worker Name	Signature	Date

SAFE WORK METHOD STATEMENT MONITORING AND REVIEW

The SWMS must be reviewed regularly to make sure it remains effective and must be reviewed (and revised if necessary) if relevant control measures are revised. The review process should be carried out in consultation with workers (including contractors and sub-contractors) who may be affected by the operation of the SWMS and their health and safety representatives who represent that work group at the workplace.

When the SWMS has been revised the PCBU must ensure that all persons involved with the work are advised that a revision has been made and how they can access the revised SWMS, including all persons who will need to change a work procedure or system as a result of the review are advised of the changes in a way that will enable them to implement their duties consistently with the revised SWMS. All workers that will be involved in the work must be provided with the relevant information and instruction that will assist them to understand and implement the revised SWMS.

The SWMS must be monitored regularly for the effectiveness of ensuring hazard controls are effective in reducing the risk of incidents, keeping the workplace safe for all personnel. The person responsible for monitoring the effectiveness of the Safe Work Method Statement should employ a multi-faceted approach which includes but is not limited to:

1. Spot Checks.
2. Consultation with workers, contractors and sub-contractors.
3. Internal audits on a continual basis.

An approach of continuous improvement, promptly recording inconsistencies or deficiencies, followed up by immediate corrective action and consultation with all relevant personnel ensures that the PCBU is consistently developing ever-improving systems of safe work principles.

REVIEW NUMBER	1	2	3	4	5	6	7
NAME							
INITIALS							
DATE							

SAFE WORK METHOD STATEMENT REVIEW CHECKLIST

This Safe Work Method Statement Review Checklist is to be followed and used upon initial development of the SWMS to help ensure that all steps have been adequately taken before work commences. Think of this document as an internal audit review checklist before commencing work, and may form part of a Toolbox Talk (safety meeting) and may be used as an opportunity for education and training.

ITEMS WHICH MUST BE INCLUDED IN THE SWMS	COMPLETED	COMMENTS
The company details have been entered, including the project name and address.	<input checked="" type="checkbox"/>	
All relevant personnel consulted during the development of the SWMS.	<input checked="" type="checkbox"/>	
Name, signature, position and date signed of the person approving the SWMS.	<input type="checkbox"/>	
Specific personnel and qualifications, experience is noted in the SWMS.	<input type="checkbox"/>	
Provides a step-by-step process of tasks required to carry out the activity or task.	<input checked="" type="checkbox"/>	
Adequate risk assessment of any identified hazards has been completed.	<input checked="" type="checkbox"/>	
Foreseeable hazards are identified and documented for each step.	<input checked="" type="checkbox"/>	
Any hazards listed in any site risk assessments have been added to the SWMS.	<input checked="" type="checkbox"/>	
SWMS initial risk (IR) column as well as residual risk (RR) column completed.	<input checked="" type="checkbox"/>	
Check control measures added to the SWMS are the most effective selected.	<input checked="" type="checkbox"/>	
Responsible person is assigned and listed on the SWMS for the implementation of control measures.	<input checked="" type="checkbox"/>	
Permit or licenses requirements specified, such as Hot Work, Electrical Work, Work at Heights etc.	<input checked="" type="checkbox"/>	
SWMS identifies plant and equipment to be used.	<input checked="" type="checkbox"/>	
Details of inspection checks required for any equipment listed as noted on the SWMS.	<input checked="" type="checkbox"/>	
Describes any mandatory qualifications, experience, training or skills required to perform the work.	<input checked="" type="checkbox"/>	
Applicable personal protective equipment is selected on the SWMS.	<input checked="" type="checkbox"/>	
Reflects and documents any legislative references and/or Australian Standards.	<input checked="" type="checkbox"/>	
Identifies any hazardous substances used with specific control measures in line with any SDS.	<input checked="" type="checkbox"/>	
REVIEWED BY		DATE REVIEWED
SIGNATURE		DATE COMPLETED